

# ARE YOU READY?

OSHA SILICA DUST REGULATIONS  
ENFORCED: 06.23.2017



**BOSCH**

Invented for life

**REFERENCE GUIDE:**  
DUST SOLUTIONS FOR  
CONCRETE DRILLING  
DEMOLITION, GRINDING  
AND CUTTING



# ARE YOU READY?

PROTECT THE TOOLS  
YOU CAN'T REPLACE

**SILICOSIS IS 100% PREVENTABLE\***



## Move Towards OSHA Compliance with Bosch PRO+GUARD™ Dust Solutions

- ▶ Largest selection of dust solutions
- ▶ Engineered for maximum dust removal
- ▶ Best-in-class dust extraction

Visit [Boschtools.com/PROGUARD](http://Boschtools.com/PROGUARD) for more information



\*According to CPWR  
(<http://www.silica-safe.org/know-the-hazard/take-action>)

TABLE OF CONTENTS

OSHA COMPLIANT DUST SOLUTIONS FOR CONCRETE  
DRILLING, DEMOLITION, GRINDING AND CUTTING

<b>PRO+GUARD™ Dust Solutions</b>	<b>4–5</b>
<b>Dangers of Silica Exposure</b>	<b>6</b>
<b>OSHA Silica Standard</b>	<b>7</b>
<b>Concrete Dust Solutions</b>	<b>9</b>
Concrete Drilling & Anchoring	10–11
Concrete Chiseling & Demolition	12–13
Concrete Surface Grinding	14
Masonry Tuckpointing	15
Concrete Cutting	16–17
<b>Dust Extractors, Filters and Extractor Attachments</b>	<b>18–22</b>
<b>OSHA 1926.1153 Table 1 Silica Regulations for Power Tools</b>	<b>23</b>



No Dust Collection



With PRO+GUARD Dust Collection



# ARE YOU READY?

As of June 23, 2017, OSHA will require employers to limit their employees' exposure to respirable crystalline silica dust to 50 µg/m³ or lower, averaged over an eight-hour day.



## OSHA REGULATIONS ARE COMING, WE'LL HELP YOU GET READY!

DUST COLLECTION



With the **largest** product lineup in the industry, Bosch PRO+GUARD dust solutions will allow you to move towards **compliance** and increase your **productivity**.

### LARGEST SELECTION

Largest selection of dust solutions by application

### HIGHLY EFFECTIVE

Most dust removal per application

### BEST-IN-CLASS DUST EXTRACTORS

Consistent suction power to reach compliance



# WE'VE GOT YOUR BACK

Bosch PRO+GUARD™ Protection System



Whether you are concerned about the health of your employees, your health, compliance or increasing productivity, Bosch has developed PRO+GUARD™ protection systems.



## MAXIMIZE PERFORMANCE

Bosch dust collection systems can boost your overall productivity with proven products like our Speed Clean™ dust extraction drill bits. When using these bits to set adhesive anchors, you can reduce installation time by up to 50%.



## GET COMPLIANT

When using the correct setup and following manufacturer's instructions, Bosch dust collection systems help keep the air cleaner by using HEPA filters that capture more than 99.97% of dust particles 0.3 microns and larger.



## PROTECT YOURSELF & OTHERS

According to health experts, inhaling dust containing silica in some instances may cause silicosis, lung cancer, COPD and other debilitating diseases. Bosch dust collection systems can reduce airborne dust, helping to create a safer and healthier working environment.

CONCRETE



**BOSCH**

# DANGERS OF SILICA EXPOSURE

## BREATHE EASIER

The Center for Construction Research and Training explains the danger of silica exposure.

### WHAT IS CRYSTALLINE SILICA?

Silica, often referred to as quartz, is a very common mineral. It is found in many materials common on construction sites, including soil, sand, concrete, masonry, rock, granite, and landscaping materials. The dust created by cutting, grinding, drilling or otherwise disturbing these materials can contain crystalline silica particles. These dust particles are very small and invisible to the naked eye. When inhaled, even in very small amounts, silica dust can cause serious health hazards. Each exposure to silica adds to the lung damage.

### WHAT IS SILICOSIS?

Silicosis is a disabling, irreversible, and sometimes fatal lung disease. When a worker inhales crystalline silica, the lungs react by developing hard nodules and scarring around the trapped silica particles. If the nodules become too large, breathing becomes difficult and death can result. There is no cure for this disease, but it is 100% preventable.

DUST COLLECTION



### ARE YOU AT RISK?

If you do the following to concrete, mortar, sand, rock, masonry and some paints:

- ▶ Cut or saw
- ▶ Grind
- ▶ Drill
- ▶ Jackhammer
- ▶ Crush or demolish
- ▶ Abrasive or sand blast

**Then the answer is YES!**

### WHY IT'S DEADLY

Inhaling crystalline silica can lead to serious, sometimes fatal illnesses including silicosis, lung cancer, tuberculosis (in those with silicosis), and chronic obstructive pulmonary disease (COPD). In addition, silica exposure has been linked to other illnesses including renal disease and other cancers. In 1996, the World Health Organization—International Agency on Cancer Research (IARC) identified crystalline silica as a “known human carcinogen” (they reaffirmed this position in 2009). The American Thoracic Society and the American College of Occupational and Environmental Medicine have also recognized the adverse health effects of exposure to crystalline silica, including lung cancer.

**FOR MORE INFORMATION REGARDING SILICA EXPOSURE OR OSHA RULINGS, PLEASE VISIT CPWR'S WEBSITE [SILICA-SAFE.ORG](http://SILICA-SAFE.ORG)**





## PROTECT YOURSELF & YOUR EMPLOYEES

The Occupational Safety and Health Administration (OSHA) has issued a final rule to curb lung cancer, silicosis, chronic obstructive pulmonary disease and kidney disease in America's workers by limiting their exposure to respirable crystalline silica.

### ENSURE JOBSITE COMPLIANCE

According to OSHA's website, the good news is that silicosis is 100% preventable! While using power tools with a dust attachment/accessory and dust extractors with the right filter, exposure to silica can be drastically reduced.

#### KEY PROVISIONS

- ▶ Reduces the permissible limit (PEL) to 50  $\mu\text{g}/\text{m}^3$  (micrograms of silica per cubic meter of air), averaged over an eight-hour day.
- ▶ Requires employers to use:
  - Engineering controls (such as water or ventilation) to limit worker exposure to respirable silica dust to the PEL
  - Provide respirators when engineering controls cannot adequately limit exposure
  - Limit worker access to high exposure areas
  - Develop a written exposure control plan
  - Train workers on silica risks and how to limit exposures
  - Provide medical exams to monitor highly exposed workers and gives them information about their lung health
- ▶ Establish and implement a written exposure control plan to identify tasks that involve exposure and methods used to protect workers, including procedures to restrict access to work areas where high exposures may occur. Also, employers need to designate a competent person to implement the written exposure control plan.
- ▶ Provides flexibility to help employers—especially small businesses—protect workers from silica exposure.

The new standard went into effect on June 23, 2016, and employers are required to comply with all obligations of the standard by June 23, 2017.





# CONCRETE DUST SOLUTIONS



# CONCRETE DUST SOLUTIONS

In order to move toward compliancy and protection, it is critical that every component in the system is designed to effectively remove dust. Outside of respiration, Bosch produces effective dust collection solutions to help you.

## 1. Choose the tool that best fits your needs



### TOOL

Dust collection systems are available for Bosch grinders, hammers and hammer drills, routers, jig saws, circular saws, miter saws, table saws, sanders and planers.

## 2. Identify the correct attachment that fits your tool



### ATTACHMENT

Bosch dust collection attachments are custom engineered to provide maximum performance while preserving the full functionality of the tool.

## CHOOSING THE RIGHT SYSTEM

## 3. Choose a HEPA rated dust extractor with the highest CFM and meets EPA guidelines



### CONNECTIONS

Bosch dust collection connections offer a secure fit from tool to vacuum through a variety of hoses and adapters.

## 4. Determine the respirator for your application (refer to the OSHA Table 1)\*

For suggested respiratory protection and other personal protective equipment, go to [3M.com/OSHASilica](http://3M.com/OSHASilica)



### DUST EXTRACTORS

Use a professional dust extractor. Bosch dust extractors are rated as high as 150 CFM (cubic feet per minute), with some offering features such as HEPA filtration and automatic filter cleaning.



APF 10 shown  
3M™ Rugged Comfort™  
Half Face Respirator  
6500 Series

### RESPIRATION

Respirators protect you by filtering contaminants the user breathes. If needed for the application you are performing, respirators of this type include particulate respirators, which filter out airborne particles, and air-purifying respirators with cartridges/canisters which filter out chemicals and gases.



\*OSHA Rule 1926.1153 Table 1



# CONCRETE DRILLING & ANCHORING

## BASED ON OSHA SILICA TABLE 1—DRY DRILLING WITH HANDHELD AND STAND-MOUNTED DRILLS (Including Impact and Rotary Hammer Drills)



### DUST SOLUTIONS

- ▶ Largest OSHA Code approved drilling solutions available
- ▶ Largest drilling selection
- ▶ Most dust removal per application



### CHOOSING THE RIGHT SYSTEM

Find Your	Tool	Attachment or Accessory	Filter & Dust Extractor	Respiration	OSHA Silica Compliant <sup>o</sup>
Hammer Drill	 1191VSR, GBM8-13, HD21-2, HD19-2, HD18-2	 HDC200	 VAC090A or VAC140A	None	Yes 
SDS-plus Hammers	 11253VSR, 11255VSR, 11536VSR, 11536-C, RH228VC, RH328VC, RH328VCQ, RHH181, GBH18V-20, GBH18V-26**, GBH2-26, GBH2-28L, RH328VC-36	Anchoring Applications 			Yes 
		Universal Dust Extraction  HDC100*, HDC200			
SDS-max & Spline Hammers	 11264EVS, 11265EVS, 11263EVS, 11245EVS, RH540M, RH850VC, RH540S, RH745, RH1255VC	Anchoring Applications   Universal Dust Extraction  HDC200, HDC250	<b>Speed Clean™ SDS-max®:</b> DXS5034, DXS5048, DXS5044, DXS5054, DXS5062, DXS5082  <b>AND</b>  VF120H		Yes 

\*Compatible with 11253VSR, 11255VSR, RH228VC, RH328VC, 11536VSR, 11536C, RHH181-01 and RH328VC-36

\*\*When used with the GDE18V-16 a dust extractor is not needed ♦ See page 22



## SDS-plus® ATTACHMENT AND ADAPTER

### DUST EXTRACTION ATTACHMENT

- ▶ Attaches to tool and vacuum cleaner hose to provide excellent dust collection when drilling in dust-sensitive areas, such as computer rooms and medical facilities
- ▶ For use with bits up to 3/4" in diameter for extracting fine dust
- ▶ Built-in depth gauge
- ▶ For use with most Bosch SDS-plus® rotary hammers
- ▶ Compatible with 11253VSR, 11255VSR, RH228VC, RH328VC, 11536VSR, 11536C, RHH181-01 and RH328VC-36



Item #	Description
<b>HDC100</b>	SDS-plus® depth control dust extraction unit

### HEPA DUST COLLECTOR ATTACHMENT

- ▶ Attaches to the GBH18V-26 & GBH18V-26K provide excellent dust collection through an Auto-Power-On feature. When drilling, the suction automatically turns on and 2 seconds of overrun after releasing hammer trigger
- ▶ Removable Dust Container with HEPA filter
- ▶ Max. Drill Bit Length – 6.5"; Max. Drilling Depth – 3.9"
- ▶ Includes (2) end nozzles (for fixed / quick change chuck)
- ▶ Easy plug-n-play with compatible GBH18V-26 & GBH18V-26K hammers



Item #	Description
<b>GDE18V-16</b>	18V HEPA dust collector attachment

\*See page 20 for the filter.

## UNIVERSAL DUST EXTRACTION ATTACHMENTS

### HAMMER DRILLING DUST EXTRACTION ATTACHMENTS

- ▶ Dust extraction attachments for drilling holes in concrete and masonry
- ▶ Can be used with a wide variety of drill bit diameters and bit lengths
- ▶ For use with Bosch SDS-max® or SDS-plus® combination/rotary hammer
- ▶ Includes adapter VAC020

Item #	Description
<b>HDC200</b>	Optimized for 1/4"–1-3/8" diameter. Maximum hole diameter is 2-5/8"*
<b>HDC250</b>	Optimized for 2-1/4"–5" diameter. Maximum hole diameter is 6"*

\*Brush ring needs to be removed



HDC200

HDC250

## SPEED CLEAN™ DUST EXTRACTION BITS

### SDS-plus® SPEED CLEAN™ DUST EXTRACTION DRILL BITS\*



Item #	Diameter	Usable Length	Overall Length	Qty.
<b>HCD2074†</b>	7/16"	7-1/2"	13"	1
<b>HCD2084†</b>	1/2"	7-1/2"	13"	1
<b>HCD2094†</b>	9/16"	10"	15"	1
<b>DXS2104</b>	5/8"	10"	15"	1
<b>DXS2114</b>	11/16"	12-1/2"	18"	1
<b>DXS2124</b>	3/4"	12-1/2"	18"	1

\*All come with DXSPPLUS adapter

### SDS-max® SPEED CLEAN™ DUST EXTRACTION DRILL BITS\*



Item #	Diameter	Usable Length	Overall Length	Qty.
<b>DXS5034</b>	3/4"	12-1/2"	21"	1
<b>DXS5048</b>	13/16"	15"	25"	1
<b>DXS5044</b>	7/8"	15"	25"	1
<b>DXS5054</b>	1"	17-1/2"	27"	1
<b>DXS5062</b>	1-1/8"	20"	29"	1
<b>DXS5082</b>	1-3/8"	25"	34"	1

\*All come with DXSMAX adapter

### SDS-plus® SPEED CLEAN™ ADAPTER



Item #	Description
<b>DXSPPLUS</b>	Rubber adapter connecting SDS-plus® Speed Clean™ dust extraction bits to standard 35mm diameter vacuum hose

### SDS-max® SPEED CLEAN™ ADAPTER



Item #	Description
<b>DXSMAX</b>	Rubber adapter connecting SDS-max® Speed Clean™ dust extraction bits to standard 35mm diameter vacuum hose



**BOSCH**

# CONCRETE CHISELING & DEMOLITION

## BASED ON OSHA SILICA TABLE 1—DRY CHISELING/ DEMOLITION WITH JACKHAMMERS AND HANDHELD POWERED CHIPPING TOOLS



### DUST SOLUTIONS

- ▶ Largest chipping and demolition dust solutions available
- ▶ Most dust removal per application
- ▶ Best-in-class dust extraction



### CHOOSING THE RIGHT SYSTEM

Find Your	Tool	Attachment or Accessory	Filter & Dust Extractor	Respiration	OSHA Silica Compliant <sup>o</sup>
SDS-max and Spline Hammers (Chisel Mode Only)	 11264EVS, 11265EVS, 11263EVS, 11245EVS, RH540M, RH850VC, RH540S, RH745, RH1255VC	 HDC300		<ul style="list-style-type: none"> <li>• Needed when used indoors</li> <li>• Needed when used outdoors &gt;4 hours/shift</li> </ul>	Yes 
Demolition Hammers	 11321EVS, DH507, DH712VC	 HDC300			Yes 
Demo/ Breaker Hammers	 11335K, BH2760VC, BH2770VC, DH1020VC	 HDC400	VAC090A or VAC140A  <b>AND</b>  VF120H	APF 10* (N95)  or  RR 6500* (P95)	Yes 

\*3M™ Particulate Respirator 8210V & 3M™ Rugged Comfort™ Half Face Respirator 6500 Series shown. For suggested respiratory protection and other personal protective equipment, go to [3M.com/OSHASilica](http://3M.com/OSHASilica) ♦ See page 22



# UNIVERSAL DUST EXTRACTION ATTACHMENTS

## CHISELING DUST EXTRACTION ATTACHMENT

- ▶ Dust extraction attachment for chiseling into concrete/masonry. For best results, keep the attachment within 3" of the bit tip
- ▶ For use with Bosch SDS-max® or spline chisels
- ▶ Toolless Installation—Installs easily and quickly without additional tools
- ▶ Accommodates a variety of chisel lengths; easily change out chisels without removing the attachment



Item #	Includes
HDC300	Extension tube and (3) adapter pieces

## LARGE BREAKER HAMMER CHISELING DUST EXTRACTION ATTACHMENT



Item #	Description
HDC400	Hammer dust collection attachment for demolition applications



CONCRETE CHISELING & DEMOLITION



# CONCRETE SURFACE GRINDING

## BASED ON OSHA SILICA TABLE 1—HANDHELD GRINDERS FOR USES OTHER THAN MORTAR REMOVAL (I.E., CONCRETE SURFACING)

CONCRETE SURFACE GRINDING


















### DUST SOLUTIONS

- ▶ Largest surface grinding dust solutions available
- ▶ Most dust and material removal
- ▶ Best-in-class dust extraction



### CHOOSING THE RIGHT SYSTEM

Find Your	Tool	Attachment or Accessory	Filter & Dust Extractor	Respiration	OSHA Silica Compliant*
Concrete Surfacing	 CSG15, 1773A	Not Required		• Needed when used indoors	Yes 
4-1/2"-5" Grinders	 1821, 1821D, AG40-Series, AG50-Series, GWS10-45, GWS10-45P(D), GWS13-50, GWS13-50P(D), GWS13-50VS, GWS13-50VSP, GWS18V-45CP, GWS18V45C	 <b>Surfacing:</b> 18SG-5E	 	• Needed when used outdoors >4 hours/shift 	Yes 
7" Grinders	 1853-6, 1853-5, 1772-6, 1873-8(D), 1893-6**, 1894-6**, 1974-8, 1974-8D	 <b>Surfacing:</b> 18SG-7	VAC090A or VAC140A <b>AND</b> 	APF 10* (N95) or 	Yes 
9" Grinders	 1994-6, 1994-6D	 <b>Surfacing:</b> 18SG-7	VF120H	RR 6500* (P95)	Yes 

\*3M™ Particulate Respirator 8210V & 3M™ Rugged Comfort™ Half Face Respirator 6500 Series shown. For suggested respiratory protection and other personal protective equipment, go to [3M.com/OSHASilica](http://3M.com/OSHASilica) \*\*Requires 7" disc for use with the attachment ◇ See page 22



# MASONRY TUCKPOINTING

## BASED ON OSHA SILICA TABLE 1—HANDHELD GRINDERS FOR MORTAR REMOVAL (I.E., TUCKPOINTING)



### DUST SOLUTIONS

- ▶ Largest tuckpointing solutions available
- ▶ Most dust and material removal
- ▶ Best-in-class dust extraction



MASONRY TUCKPOINTING

### CHOOSING THE RIGHT SYSTEM

Find Your	Tool	Attachment or Accessory	Filter & Dust Extractor	Respiration	OSHA Silica Compliant*
<b>Tuckpointer</b>	 1775E, AG50-10TG	Not Required		• ≤4 hours/shift 	Yes 
<b>4-1/2"-5" Grinders</b>	 1821, 1821D, AG40-Series, AG50-Series, GWS10-45, GWS10-45P(D), GWS13-50, GWS13-50P(D), GWS13-50VS, GWS13-50VSP, GWS18V-45CP, GWS18V45C	 <b>Cutting:</b> 18DC-5E or GA50DC	 VAC090A or VAC140A	• >4 hours/shift 	Yes 
<b>6" Grinders</b>	 1806E, 1812PSD, AG60-125, AG60-125PD, GWS13-60(PD)	 18DC-6E	<b>AND</b>  VF120H	APF 25*	Yes 

\*APF 10 – 3M™ Rugged Comfort™ Half Face Respirator 6500 Series and the APF25 – 3M™ Versaflo™ PAPR Respiratory System with Hardhat Assembly M-307 shown. For suggested respiratory protection and other personal protective equipment, go to [3M.com/OSHASilica](http://3M.com/OSHASilica) ◇ See page 22



**BOSCH**

# CONCRETE CUTTING

## BASED ON OSHA SILICA TABLE 1—HANDHELD GRINDERS FOR USES OTHER THAN MORTAR REMOVAL (I.E., CONCRETE CUTTING)



### DUST SOLUTIONS

- ▶ Largest dry concrete cutting solutions available
- ▶ Most dust and material removal per application
- ▶ Best-in-class dust extraction



### CHOOSING THE RIGHT SYSTEM

Find Your	Tool	Attachment or Accessory	Filter & Dust Extractor	Respiration	OSHA Silica Compliant*
4-1/2"-5" Grinders	  1821, 1821D, AG40-Series, AG50-Series, GWS10-45, GWS10-45P(D), GWS13-50,w GWS13-50P(D), GWS13-50VS, GWS13-50VSP, GWS18V-45CP, GWS18V45C	  <b>Cutting:</b> 18DC-5E or GA50DC		<ul style="list-style-type: none"> <li>• Needed when used indoors</li> <li>• Needed when used outdoors &gt;4 hours/shift</li> </ul>	Yes 
6" Grinders	  1806E, 1812PSD, AG60-125, AG60-125PD, GWS13-60(PD)	  18DC-6E	VAC090A or VAC140A  <b>AND</b>  VF120H	  APF 10* (N95)	Yes 
7" Grinders	  1853-6, 1853-5, 1772-6, 1873-8(D), 1893-6*, 1894-6*, 1974-8, 1974-8D	  <b>Cutting:</b> 19DC-7	Use dust extractor with 175+ CFM	or   RR 6500* (P95)	Yes 
9" Grinders	  1994-6, 1994-6D	  <b>Cutting:</b> 19DC-9	Use dust extractor with 225+ CFM		Yes 

\*Requires 7" disc for use with the attachment \*\*3M™ Particulate Respirator 8210V & 3M™ Rugged Comfort™ Half Face Respirator 6500 Series shown. For suggested respiratory protection and other personal protective equipment, go to [3M.com/OSHASilica](http://3M.com/OSHASilica) ♦ See page 22

# ATTACHMENTS

## CUTTING/DUST COLLECTION ATTACHMENTS



Type 1A (ISO 41)  
with Foot



GA50DC



Type 1A (ISO41)  
with Foot

Item #	Description
18DC-5E	5" dust collection attachment compatible with GWS series, AG series and 1800 series 4-1/2" and 5" small angle grinders
18DC-6E	6" dust collection attachment compatible with GWS series, AG series and 1800 series 6" small angle grinders
GA50DC	5" guard compatible with all GWS series, AG series and 1800 series 5" small angle grinders

Item #	Description
19DC-7	7" attachment
19DC-9	9" attachment
1605510215*	12" attachment

\*For use with models 1364 and 1364K only

## SURFACING/DUST COLLECTION ATTACHMENTS



Item #	Description
18SG-5E	5" concrete surfacing attachment for use with all GWS series, AG series and 1800 series 4-1/2" and 5" small angle grinders



Item #	Description
18SG-7	7" concrete surfacing attachment for use with 1853-5, 1853-6, 1873-6, 1873-8, 1873-8D, 1893-6 and 1893-6D (only with 7" wheel), 1994-6 and 1994-6D (only with 7" wheel)

## TUCKPOINTING ATTACHMENT



Item #	Description
TG500	5" tuckpoint attachment
TG502	5" dust collection attachment compatible with GWS series, AG series and 1800 series 4-1/2" and 5" small angle grinders



No Dust Collection



With PRO+GUARD Dust Collection





## AUTOMATIC FILTER CLEANING DUST EXTRACTOR

VAC-SERIES

DUST COLLECTION



**EFFECTIVE DUST EXTRACTION**  
150 CFM

**AUTOMATIC FILTER CLEANING (AFC)**

Every 15 seconds the flat pleated filter is cleaned through a reversed airflow



**POWER TOOL ACTIVATION**

**EASY-TO-CHANGE FLAT FILTERS**



**POWER BROKER**

For allocating power between vacuum and connected power tool; also allows suction control for specialty applications

**HOSE AND CORD STORAGE**

- Secure vacuum hose wrap
- Power cord hook



**AUTOMATIC FILTER CLEANING**



**ON/OFF BUTTON**

- INDICATOR LIGHT**
- No Light = Off
  - Green = On

**POWER BROKER**

**ROBUST WHEELS**

- Jobsite tested rear wheels
- Front caster with brake



## 9-GALLON DUST EXTRACTOR WITH AUTO FILTER CLEANING

### VAC090A



- ▶ Automatic Filter Cleaning—Cleans filter every 15 seconds to maintain maximum suction power
- ▶ Power Tool Activation—Allows power tool switch to turn vacuum on and off
- ▶ Power Broker™ Dial—For allocating power between vacuum and connected power tool; also allows suction control for specialty applications
- ▶ Rugged Wheels and Locking Caster—Built to withstand the demands of a jobsite

#### INCLUDES

Disposable Plastic Bag **VB000P**  
 Bend **VX100**  
 10 ft. Hose **VH1035**  
 Power Tool Adapter Nozzle **VX120**  
 Cellulose Flat Filter **VF100**

NOTE: Always use dust masks and dust collection plastic bags for masonry and concrete dust

Specifications	
Rating	120V
Frequency	60 Hz
Canister Volume (gross)	9.25
Air Flow	150 CFM (70 ltr./sec.)
Static Water Lift	97"
No. of Filter Cartridges	1
Sound Pressure Level	71 db
Hose Length	10 ft.
Hose Port Inside Diameter	2-1/4"
Cord Length	16 ft.
Weight	28.0 lbs.

## 14-GALLON DUST EXTRACTOR WITH AUTO FILTER CLEANING

### VAC140A



- ▶ Automatic Filter Cleaning—Cleans filter every 15 seconds to maintain maximum suction power
- ▶ Power Tool Activation—Allows power tool switch to turn vacuum on and off
- ▶ Power Broker™ Dial—For allocating power between vacuum and connected power tool; also allows suction control for specialty applications
- ▶ Metal Frame, Rubber Wheels and Locking Caster—Built to withstand the demands of a jobsite

#### INCLUDES

Disposable Plastic Bag **VB000P**  
 Bend **VX100**  
 10 ft. Hose **VH1035**  
 Power Tool Adapter Nozzle **VX120**  
 Cellulose Flat Filter **VF100**

NOTE: Always use dust masks and dust collection plastic bags for masonry and concrete dust

Specifications	
Rating	120V
Frequency	60 Hz
Canister Volume (gross)	14.5
Air Flow	150 CFM (70 ltr./sec.)
Static Water Lift	97"
No. of Filter Cartridges	1
Sound Pressure Level	71 db
Hose Length	10 ft.
Hose Port Inside Diameter	2-1/4"
Cord Length	16 ft.
Weight	38.0 lbs.

CONCRETE



**BOSCH**

# ATTACHMENTS AND ACCESSORIES FOR VAC SERIES

## FILTERS

- Each fits VAC090A, VAC090S, VAC140A and VAC140S vacuums



VF120H



GDE18V-16

Item #	Description
<b>VF120H</b>	Flat HEPA filter
<b>GDE18V-16</b>	HEPA replacement filter

## FILTER BAGS

- Each fits VAC090A, VAC090S, VAC140A and VAC140S vacuums



VB140



VB140F



VB000P

Item #	Description	Quantity
<b>VB090</b>	Paper filter bag—9 gal.	5
<b>VB140</b>	Paper filter bag—14 gal.	5
<b>VB140F</b>	Fleece filter bag—14 gal.	5
<b>VB090S</b>	Wet filter bag—9 gal.	5
<b>VB000P</b>	Disposable plastic bag—9–14 gal.	10
<b>VB090R</b>	Reusable fleece filter bag—9 gal.	1

## HOSES

- Each fits VAC090A, VAC090S, VAC140A and VAC140S vacuums
- Not compatible with other vacuum cleaners
- These hoses connect many Bosch power tools and dust extraction attachments to Bosch VAC series vacuum cleaners
- VX120 power tool adapter is included
- Anti-static hoses help prevent static shock and cling



VH1635



VH1022

Item #	Description
<b>VH1635</b>	16 ft., 35mm hose
<b>VH1635A</b>	Anti-static 16 ft., 35mm hose
<b>VH1622A</b>	Anti-static 16 ft., 22mm hose
<b>VH1035</b>	10 ft., 35mm hose
<b>VH1022</b>	10 ft., 22mm hose

## OTHER

- Fits VH series hoses
- Fits VX100 extension tube set



Item #	Description
<b>VX100</b>	Bend, anti-static

## EXTENSION TUBE SET

- Fits VX100 Bend



Item #	Description
<b>VX110</b>	Three-piece chrome extension tube (3 ft. total length)

## THREE-PIECE VACUUM FLOOR NOZZLE SET

- Fits VX110 extension tube set



## ADAPTER



Item #	Description
<b>VX120</b>	Connects VH hoses to tools that have ports for 35mm, 22mm or 19mm hoses. Included with all VH hoses

Item #	# of Pieces	Includes
<b>VX130</b>	3	Floor nozzle set with two inserts (bristles and squeegee)



## ATTACHMENTS AND ACCESSORIES FOR 3931 SERIES

### AIRSWEEP™ LOCKING VACUUM HOSES

- ▶ Connect many Bosch power tools and dust-extraction hood attachments to Bosch 3931-series vacuum cleaners
- ▶ For use only with Bosch 3931-series vacuum cleaners (not compatible with other vacuum cleaners)
- ▶ Anti-static model hoses prevent static shock and cling



Item #	Description
<b>VAC006</b>	35mm 5-meter (16.4 ft.)—swivels at both ends of hose
<b>VAC007</b>	Anti-static 35mm 3-meter (9.85 ft.)—swivels at tool end of hose
<b>VAC008</b>	Anti-static 35mm 5-meter (16.4 ft.)—swivels at tool end of hose

### AIRSWEEP™ SIX-PIECE VACUUM WAND AND NOZZLE KIT

- ▶ Fits 35mm hoses and most 1-1/2" vacuum hoses



Item #	# of Pieces	Includes
<b>VAC011</b>	6	(2) straight wands, (1) curved wand, (1) floor nozzle set with three Inserts (smooth floor, carpet and squeegee)—VAC016, (1) crevice tool—VAC017, (1) brush—VAC018

### AIRSWEEP™ VACUUM FILTERS

- ▶ Square-filter geometry makes dust less likely to get trapped—high suction power is maintained
- ▶ Cartridge design makes filter installation easy
- ▶ Filters stay in the vacuum cleaner even when wet vacuuming



Item #	Description
<b>VAC012</b>	Polyester Filter Cartridges (2 pack)—Capture 99.93% of particles 3.0 microns or larger
<b>VAC019</b>	HEPA Filter Cartridges (2 pack)—Capture 99.997% of particles 0.3 microns or larger. Not for use when vacuuming water or wet materials

### AIRSWEEP™ FLEECE DUST BAGS (5 PACK)

- ▶ 5.5-gallon capacity
- ▶ For easier, cleaner disposal of vacuumed materials
- ▶ Only for use when vacuuming dry materials
- ▶ Recommended for vacuuming fine particles like drywall dust, plaster, cement and soot



Item #	Description
<b>VAC013</b>	Replacement dust bags for Bosch 3931 and 3931A vacuum cleaners

### AIRSWEEP™ VACUUM ATTACHMENTS

- ▶ Fits 35mm wands, hoses and most 1-1/2" wands and hoses



Item #	Description
<b>VAC015</b>	Universal vacuum floor nozzle—for carpet or smooth surfaces
<b>VAC016</b>	Three-piece floor nozzle set (not shown)
<b>VAC017</b>	Vacuum crevice tool—for clean-up in tight spaces
<b>VAC018</b>	Vacuum brush

### AIRSWEEP™ WIRE ATTACHMENT BASKET

- ▶ Fits on the rear of 3931 and 3931A vacuum cleaners



Item #	Description
<b>VAC014</b>	Stores Bosch 3931 and 3931A vacuum cleaner attachments

### AIRSWEEP™ HEAVY-DUTY SLURRY BAGS FOR DRY OR WET MATERIAL (3 PACK)

- ▶ 5.5-gallon capacity
- ▶ Two-layer, waterproof plastic fleece plus fine-pore cellulose filter paper
- ▶ Exceptionally tear resistant
- ▶ Ideally suited for slurry-suction applications



Item #	Description
<b>VAC022</b>	Heavy-duty dust bags for Bosch 3931 and 3931A vacuum cleaners for easier, cleaner disposal of wet- or dry-vacuumed materials

### AIRSWEEP™ HEAVY-DUTY PLASTIC BAGS (3 PACK)

- ▶ 10-Gallon Capacity—Holds more than 20 times more concrete dust than other paper bags
- ▶ Ideal for concrete work—Unlike paper bags, there are no pores for dust to pass through or clog
- ▶ Exceptionally tear resistant
- ▶ Includes attached cable tie for sealing bag when ready for disposal



Item #	Description
<b>VAC023</b>	Heavy-duty plastic bag for use with Bosch 3931 and 3931A vacuum cleaners, only when used with large canister with air valve

CONCRETE



**BOSCH**

# UNIVERSAL VACUUM HOSES AND HOSE ADAPTERS

## VACUUM HOSE ADAPTERS

Item #	Description
VAC002	Connects 1-1/4" and 1-1/2" hoses to some tools and attachments that have ports for 35mm, 22mm or 19mm hoses



Item #	Description
VAC004	Connects 35mm hoses to tools that have ports for 2-1/2" hoses



Item #	Description
VAC003	Connects 35mm, 22mm and 19mm hoses to tools that have ports for 1-1/4" hoses



Item #	Description
VAC020	Connects 2-1/2" hoses to tools that have ports for 35mm hoses



Item #	Description
2605702022	Connects 2-1/2" hoses to certain miter saws, planers and routers



Item #	Description
VAC024	Connects 1-1/4" and 1-1/2" hoses to tools and attachments that have parts for 35mm, 22mm or 19mm hoses



## FRICTION-FIT VACUUM HOSE

- Connect many Bosch power tools and dust extraction hood attachments to vacuum cleaners that have openings for standard 2-1/4" hoses
- Standard 2-1/4" friction fit



Item #	Description
VAC005	35mm, 16.4 ft. swivels at both ends of hose



## SILICA & OSHA REFERENCES

[https://www.osha.gov/dte/library/silicosis/si\\_con.html](https://www.osha.gov/dte/library/silicosis/si_con.html)  
<http://www.silica-safe.org>  
<https://www.osha.gov/silica/index.html>  
<https://www.osha.gov/silica/SilicaConstructionRegText.pdf>  
<https://www.osha.gov/SLTC/respiratoryprotection/index.html>  
<https://www.osha.gov/SLTC/wooddust/recognition.html>

♦ All information cited was prepared by Robert Bosch Tool Corporation on December 1, 2016, which is to serve as a basic summary helping users generally understand the OSHA Respirable Crystalline Silica Rule for the construction industry. The rule goes into effect June 23, 2017. This is not an official, legal, safety-related or comprehensive interpretation of the rule; you should always rely on your own review and evaluation of the applicable rules and regulations and understand that it is the individual's and/or employer's obligation to comply with such rules. Also, there may be additional OSHA standards and OSHA-approved state programs that apply. When using the equipment shown in this guide as you strive to meet your required compliances, always use the tools in accordance with the owner's manual and OSHA regulations. For official information, please go to <https://www.osha.gov/silica/> and for the complete rule (including Table 1), please see <https://www.osha.gov/silica/SilicaConstructionRegText.pdf>.

# OSHA 1926.1153 TABLE 1 SILICA REGULATIONS FOR POWER TOOLS

**TABLE 1—SPECIFIED EXPOSURE CONTROL METHODS WHEN WORKING WITH MATERIALS CONTAINING CRYSTALLINE SILICA**

Equipment/Task	Engineering and Work Practice Control Methods	Required Respiratory Protection and Minimum Assigned Protection Factor (APF)	
		≤ 4 hours/shift	> 4 hours/shift
<b>Handheld and Stand-Mounted Drills (including impact and rotary hammer drills)</b>	Use drill equipped with commercially available shroud or cowling with dust collection system. Operate and maintain tool in accordance with manufacturer's instructions to minimize dust emissions. Dust collector must provide the air flow recommended by the tool manufacturer, or greater, and have a filter with 99% or greater efficiency and a filter-cleaning mechanism. Use a HEPA-filtered vacuum when cleaning holes.	None	None
<b>Jackhammers and Handheld Powered Chipping Tools</b>	Use tool equipped with commercially available shroud and dust collection system. Operate and maintain tool in accordance with manufacturer's instructions to minimize dust emissions. Dust collector must provide the air flow recommended by the tool manufacturer, or greater, and have a filter with 99% or greater efficiency and a filter-cleaning mechanism.		
	– When used outdoors.	None	APF 10
	– When used indoors or in an enclosed area.	APF 10	APF 10
<b>Handheld Power Saws for Cutting Fibercement Board (with blade diameter of 8 inches or less)</b>	For tasks performed outdoors only: Use saw equipped with commercially available dust collection system. Operate and maintain tool in accordance with manufacturer's instructions to minimize dust emissions. Dust collector must provide the air flow recommended by the tool manufacturer, or greater, and have a filter with 99% or greater efficiency.	None	None
<b>Handheld Grinders for Mortar Removal (i.e., tuckpointing)</b>	Use grinder equipped with commercially available shroud and dust collection system. Operate and maintain tool in accordance with manufacturer's instructions to minimize dust emissions. Dust collector must provide 25 cubic feet per minute (cfm) or greater of airflow per inch of wheel diameter and have a filter with 99% or greater efficiency and a cyclonic pre-separator or filter-cleaning mechanism.	APF 10	APF 25
<b>Handheld Grinders for Uses Other than Mortar Removal</b>	Use grinder equipped with commercially available shroud and dust collection system. Operate and maintain tool in accordance with manufacturer's instructions to minimize dust emissions. Dust collector must provide 25 cubic feet per minute (cfm) or greater of airflow per inch of wheel diameter and have a filter with 99% or greater efficiency and a cyclonic pre-separator or filter-cleaning mechanism.		
	– When used outdoors.	None	None
	– When used indoors or in an enclosed area.	None	APF 10

CONCRETE

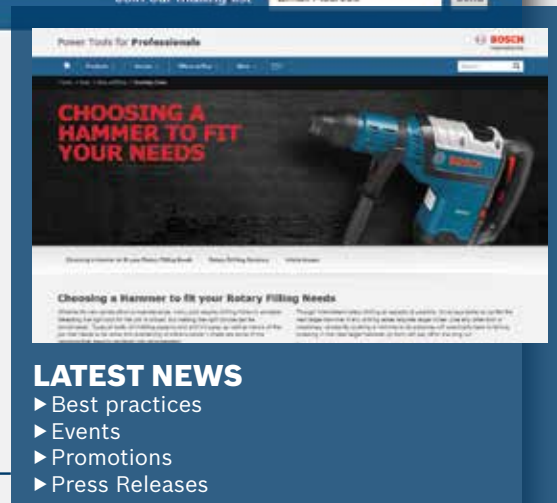

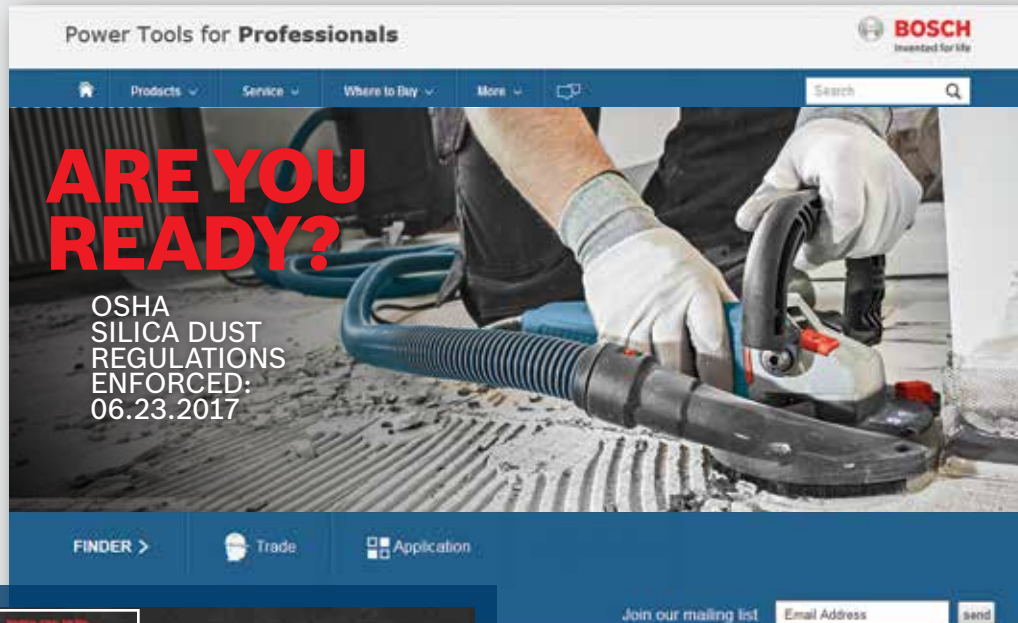


**BOSCH**



# BOSCHTOOLS.COM/PROGUARD AVAILABLE ANYTIME, ANYWHERE ON ANY DEVICE

- ▶ The latest, up-to-date product information and specifications
- ▶ OSHA regulation overview and silica insights
- ▶ Connect with Customer Service via text, email or phone
- ▶ Access where-to-buy information easily



**News and promotions**

**CONNECT WITH US**

